



BARWA GRAND PRIX OF QATAR

Free Practice Nr. 3

Classification

10

		Rider	Nation	Team	Motorcycle	Time	Lap Total	Gap	Top Speed
1	44	Aron CANET	SPA	Inde Aspar Team	BOSCOSCURO	2'00.335	13 14		290.3
2	16	Joe ROBERTS	USA	Italtrans Racing Team	KALEX	2'00.626	11 15	0.291 0.291	292.6
3	21	Fabio DI GIANNANTONIO	ITA	Federal Oil Gresini Moto2	KALEX	2'00.679	11 14	0.344 0.053	291.1
4	13	Celestino VIETTI	ITA	SKY Racing Team VR46	KALEX	2'00.683	12 14	0.348 0.004	291.8
5	22	Sam LOWES	GBR	Elf Marc VDS Racing Team	KALEX	2'00.699	14 15	0.364 0.016	288.7
6	75	Albert ARENAS	SPA	Inde Aspar Team	BOSCOSCURO	2'00.708	11 12	0.373 0.009	290.3
7	23	Marcel SCHROTTER	GER	Liqui Moly Intact GP	KALEX	2'00.757	5 11	0.422 0.049	290.3
8	87	Remy GARDNER	AUS	Red Bull KTM Ajo	KALEX	2'00.766	5 13	0.431 0.009	288.7
9	72	Marco BEZZECCHI	ITA	SKY Racing Team VR46	KALEX	2'00.836	5 14	0.501 0.070	293.4
10	11	Nicolò BULEGA	ITA	Federal Oil Gresini Moto2	KALEX	2'01.012	3 11	0.677 0.176	290.3
11	37	Augusto FERNANDEZ	SPA	Elf Marc VDS Racing Team	KALEX	2'01.017	15 17	0.682 0.005	291.8
12	9	Jorge NAVARRO	SPA	MB Conveyors Speed Up	BOSCOSCURO	2'01.076	14 14	0.741 0.059	288.0
13	19	Lorenzo DALLA PORTA	ITA	Italtrans Racing Team	KALEX	2'01.117	12 16	0.782 0.041	291.1
14	97	Xavi VIERGE	SPA	Petronas Sprinta Racing	KALEX	2'01.152	10 13	0.817 0.035	290.3
15	14	Tony ARBOLINO	ITA	Liqui Moly Intact GP	KALEX	2'01.156	3 12	0.821 0.004	289.5
16	25	Raul FERNANDEZ	SPA	Red Bull KTM Ajo	KALEX	2'01.189	4 11	0.854 0.033	293.4
17	62	Stefano MANZI	ITA	Flexbox HP40	KALEX	2'01.431	12 13	1.096 0.242	292.6
18	42	Marcos RAMIREZ	SPA	American Racing	KALEX	2'01.498	9 14	1.163 0.067	293.4
19	5	Yari MONTELLA	ITA	MB Conveyors Speed Up	BOSCOSCURO	2'01.509	5 15	1.174 0.011	290.3
20	96	Jake DIXON	GBR	Petronas Sprinta Racing	KALEX	2'01.534	10 10	1.199 0.025	288.7
21	12	Thomas LUTHI	SWI	Pertamina Mandalika SAG Team	KALEX	2'01.558	6 13	1.223 0.024	289.5
22	24	Simone CORSI	ITA	MV Agusta Forward Racing	MV AGUSTA	2'01.568	4 6	1.233 0.010	284.2
23	79	Ai OGURA	JPN	IDEMITSU Honda Team Asia	KALEX	2'01.581	5 15	1.246 0.013	291.1
24	64	Bo BENDSNEYDER	NED	Pertamina Mandalika SAG Team	KALEX	2'01.696	5 9	1.361 0.115	287.2
25	70	Barry BALTUS	BEL	NTS RW Racing GP	NTS	2'01.771	3 7	1.436 0.075	283.4
26	6	Cameron BEAUBIER	USA	American Racing	KALEX	2'01.867	14 16	1.532 0.096	293.4
27	40	Hector GARZO	SPA	Flexbox HP40	KALEX	2'02.139	3 11	1.804 0.272	288.0
28	7	Lorenzo BALDASSARRI	ITA	MV Agusta Forward Racing	MV AGUSTA	2'02.259	8 13	1.924 0.120	284.9
29	35	Somkiat CHANTRA	THA	IDEMITSU Honda Team Asia	KALEX	2'02.496	16 16	2.161 0.237	290.3
30	55	Hafizh SYAHRIN	MAL	NTS RW Racing GP	NTS	2'02.700	13 14	2.365 0.204	287.2

Practice condition: **Dry**
 Air: **39°**
 Humidity: **10%**
 Ground: **54°**

Fastest Lap:	Lap: 13	Aron CANET	2'00.335	160.9 Km/h
Best Race Lap:	2019	Thomas LUTHI	1'58.711	163.1 Km/h
All Time Lap Record:	2020	Joe ROBERTS	1'58.136	163.9 Km/h

The results are provisional until the end of the limit for protest and appeals.

Time limit for protest expires 30' after publication of the results - Time:

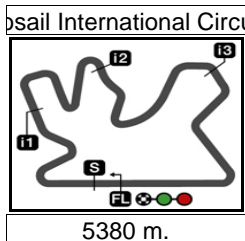
These data/results cannot be reproduced, stored and/or transmitted in whole or in part by any manner of electronic, mechanical, photocopying, recording, broadcasting or otherwise now known or herein after developed without the previous express consent by the copyright owner, except for reproduction in daily press and regular printed publications on sale to the public within 60 days of the event related to those data/results and always provided that copyright symbol appears together as follows below.

© DORNA, 2021

Official MotoGP Timing by TISSOT
 www.motogp.com

Doha, Saturday, March 27, 2021





Results and timing service provided by TISSOT

Moto2™

BARWA GRAND PRIX OF QATAR

Free Practice Nr. 3

Combined Free Practice Times

11

Rider	Nation	Team	MOTORCYCLE	FP1	FP2	FP3	Gap
1 22 S.LOWES	GBR	Elf Marc VDS Racing Team	KALEX	2'00.321 12	1'58.959 9	2'00.699 14	
2 72 M.BEZZECCHI	ITA	SKY Racing Team VR46	KALEX	2'00.305 12	1'59.063 12	2'00.836 5	0.104 0.104
3 16 J.ROBERTS	USA	Italtrans Racing Team	KALEX	2'01.080 13	1'59.272 12	2'00.626 11	0.313 0.209
4 97 X.VIERGE	SPA	Petronas Sprinta Racing	KALEX	2'01.124 10	1'59.296 13	2'01.152 10	0.337 0.024
5 87 R.GARDNER	AUS	Red Bull KTM Ajo	KALEX	2'00.668 14	1'59.320 13	2'00.766 5	0.361 0.024
6 64 B.BENDSNEYDE	NED	Pertamina Mandalika SAG Team	KALEX	2'00.644 3	1'59.422 12	2'01.696 5	0.463 0.102
7 11 N.BULEGA	ITA	Federal Oil Gresini Moto2	KALEX	2'01.374 13	1'59.443 14	2'01.012 3	0.484 0.021
8 25 R.FERNANDEZ	SPA	Red Bull KTM Ajo	KALEX	2'00.906 12	1'59.481 7	2'01.189 4	0.522 0.038
9 96 J.DIXON	GBR	Petronas Sprinta Racing	KALEX	2'00.693 3	1'59.546 5	2'01.534 10	0.587 0.065
10 9 J.NAVARRO	SPA	MB Conveyors Speed Up	BOSCOSCURO	2'01.079 12	1'59.556 10	2'01.076 14	0.597 0.010
11 23 M.SCHROTTER	GER	Liqui Moly Intact GP	KALEX	2'01.026 12	1'59.567 12	2'00.757 5	0.608 0.011
12 14 T.ARBOLINO	ITA	Liqui Moly Intact GP	KALEX	2'01.448 4	1'59.790 11	2'01.156 3	0.831 0.223
13 12 T.LUTHI	SWI	Pertamina Mandalika SAG Team	KALEX	2'01.640 14	1'59.809 12	2'01.558 6	0.850 0.019
14 44 A.CANET	SPA	Inde Aspar Team	BOSCOSCURO	2'01.042 12	1'59.844 13	2'00.335 13	0.885 0.035
15 7 L.BALDASSARRI	ITA	MV Agusta Forward Racing	MV AGUSTA	2'01.600 11	1'59.846 5	2'02.259 8	0.887 0.002
16 21 F.DI GIANNANTO	ITA	Federal Oil Gresini Moto2	KALEX	2'00.547 12	1'59.876 5	2'00.679 11	0.917 0.030
17 42 M.RAMIREZ	SPA	American Racing	KALEX	2'01.103 12	1'59.886 13	2'01.498 9	0.927 0.010
18 19 L.DALLA PORTA	ITA	Italtrans Racing Team	KALEX	2'01.799 14	1'59.946 13	2'01.117 12	0.987 0.060
19 13 C.VIETTI	ITA	SKY Racing Team VR46	KALEX	2'01.522 16	2'00.096 16	2'00.683 12	1.137 0.150
20 24 S.CORSI	ITA	MV Agusta Forward Racing	MV AGUSTA	2'01.738 6	2'00.100 10	2'01.568 4	1.141 0.004
21 75 A.ARENAS	SPA	Inde Aspar Team	BOSCOSCURO	2'00.822 12	2'00.104 16	2'00.708 11	1.145 0.004
22 35 S.CHANTRA	THA	IDEMITSU Honda Team Asia	KALEX	2'01.672 14	2'00.118 4	2'02.496 16	1.159 0.014
23 62 S.MANZI	ITA	Flexbox HP40	KALEX	2'01.395 11	2'00.168 16	2'01.431 12	1.209 0.050
24 6 C.BEAUBIER	USA	American Racing	KALEX	2'01.827 13	2'00.188 14	2'01.867 14	1.229 0.020
25 79 A.OGURA	JPN	IDEMITSU Honda Team Asia	KALEX	2'01.020 11	2'00.198 5	2'01.581 5	1.239 0.010
26 40 H.GARZO	SPA	Flexbox HP40	KALEX	2'02.038 3	2'00.334 13	2'02.139 3	1.375 0.136
27 37 A.FERNANDEZ	SPA	Elf Marc VDS Racing Team	KALEX	2'00.965 16	2'00.373 6	2'01.017 15	1.414 0.039
28 5 Y.MONTELLA	ITA	MB Conveyors Speed Up	BOSCOSCURO	2'01.314 12	2'00.419 4	2'01.509 5	1.460 0.046
29 70 B.BALTUS	BEL	NTS RW Racing GP	NTS	2'03.182 15	2'00.689 10	2'01.771 3	1.730 0.270
30 55 H.SYHRIN	MAL	NTS RW Racing GP	NTS	2'03.071 10	2'01.765 10	2'02.700 13	2.806 1.076

Pole Position Record:	2020	Joe ROBERTS	1'58.136	163.9 Km/h
Best Race Lap:	2019	Thomas LUTHI	1'58.711	163.1 Km/h
All Time Lap Record:	2020	Joe ROBERTS	1'58.136	163.9 Km/h

The results are provisional until the end of the limit for protest and appeals.

Time limit for protest expires 60' after publication of the results - Mr. Time:

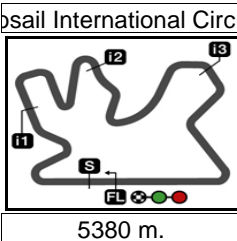
These data/results cannot be reproduced, stored and/or transmitted in whole or in part by any manner of electronic, mechanical, photocopying, recording, broadcasting or otherwise now known or herein after developed without the previous express consent by the copyright owner, except for reproduction in daily press and regular printed publications on sale to the public within 60 days of the event related to those data/results and always provided that copyright symbol appears together as follows below.

© DORNA, 2021

Official MotoGP Timing by TISSOT
www.motogp.com

Doha, Saturday, March 27, 2021





BARWA GRAND PRIX OF QATAR

Free Practice Nr. 3

Top Speed & Average

12



Rider	Nation	Motorcycle	Top 5 speeds					Average	Top
6 Cameron BEAUBIER	USA	KALEX	293.4	292.6	291.8	291.1	289.5	291.7	293.4
25 Raul FERNANDEZ	SPA	KALEX	293.4	292.6	291.8	290.3	290.3	291.5	293.4
42 Marcos RAMIREZ	SPA	KALEX	293.4	291.8	290.3	290.3	290.3	291.2	293.4
72 Marco BEZZECCHI	ITA	KALEX	293.4	293.4	288.7	288.7	288.0	290.4	293.4
16 Joe ROBERTS	USA	KALEX	292.6	289.5	286.4	285.7	285.7	288.0	292.6
62 Stefano MANZI	ITA	KALEX	292.6	289.5	288.7	288.7	288.0	289.5	292.6
13 Celestino VIETTI	ITA	KALEX	291.8	291.8	289.5	289.5	288.7	289.6	291.8
37 Augusto FERNANDEZ	SPA	KALEX	291.8	291.8	290.3	289.5	288.7	290.4	291.8
19 Lorenzo DALLA PORTA	ITA	KALEX	291.1	289.5	288.7	288.0	288.0	288.9	291.1
21 Fabio DI GIANNANTONIO	ITA	KALEX	291.1	290.3	289.5	288.7	288.0	289.5	291.1
79 Ai OGURA	JPN	KALEX	291.1	290.3	288.0	288.0	287.2	288.9	291.1
5 Yari MONTELLA	ITA	BOSCOSCURO	290.3	288.7	288.7	288.0	286.4	288.4	290.3
11 Nicolò BULEGA	ITA	KALEX	290.3	288.7	288.0	288.0	286.4	288.0	290.3
23 Marcel SCHROTTER	GER	KALEX	290.3	290.3	289.5	287.2	287.2	288.9	290.3
35 Somkiat CHANTRA	THA	KALEX	290.3	290.3	289.5	288.7	288.0	289.1	290.3
44 Aron CANET	SPA	BOSCOSCURO	290.3	288.7	287.2	284.9	284.9	287.2	290.3
75 Albert ARENAS	SPA	BOSCOSCURO	290.3	290.3	289.5	288.0	287.2	288.8	290.3
97 Xavi VIERGE	SPA	KALEX	290.3	288.0	287.2	286.4	286.4	287.7	290.3
12 Thomas LUTHI	SWI	KALEX	289.5	288.0	287.2	286.4	284.9	286.2	289.5
14 Tony ARBOLINO	ITA	KALEX	289.5	289.5	288.0	287.2	287.2	288.3	289.5
22 Sam LOWES	GBR	KALEX	288.7	288.7	288.7	286.4	286.4	287.1	288.7
87 Remy GARDNER	AUS	KALEX	288.7	287.2	287.2	285.7	284.9	286.7	288.7
96 Jake DIXON	GBR	KALEX	288.7	288.0	287.2	286.4	284.9	287.0	288.7
9 Jorge NAVARRO	SPA	BOSCOSCURO	288.0	288.0	288.0	286.4	284.9	286.7	288.0
40 Hector GARZO	SPA	KALEX	288.0	287.2	286.4	286.4	286.4	286.8	288.0
55 Hafizh SYAHRIN	MAL	NTS	287.2	286.4	285.7	284.9	282.7	284.9	287.2
64 Bo BENDSNEYDER	NED	KALEX	287.2	284.2	284.2	283.4	283.4	284.3	287.2
7 Lorenzo BALDASSARRI	ITA	MV AGUSTA	284.9	284.2	281.2	280.5	279.7	281.7	284.9
24 Simone CORSI	ITA	MV AGUSTA	284.2	282.7	282.7	281.9	281.9	282.7	284.2
70 Barry BALTUS	BEL	NTS	283.4	281.9	281.2	280.5	280.5	281.5	283.4

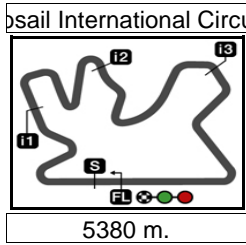
These data/results cannot be reproduced, stored and/or transmitted in whole or in part by any manner of electronic, mechanical, photocopying, recording, broadcasting or otherwise now known or herein after developed without the previous express consent by the copyright owner, except for reproduction in daily press and regular printed publications on sale to the public within 60 days of the event related to those data/results and always provided that copyright symbol appears together as follows below.

© DORNA, 2021

Official MotoGP Timing by TISSOT
www.motogp.com

Doha, Saturday, March 27, 2021





BARWA GRAND PRIX OF QATAR

Free Practice Nr. 3

Chronological Analysis of Performances

13

* Lap / Sector time cancelled **T1** Time from finish line to 1st intermediate **T3** Time from 2nd intermed. to 3rd intermed.
P Crossing the finish line in pit lane **T2** Time from 1st intermed. to 2nd intermed. **T4** Time from 3rd intermediate to finish line

Lap	Lap Time	T1	T2	T3	T4	Speed	Lap	Lap Time	T1	T2	T3	T4	Speed
1st 44 Aron CANET Inde Aspar Team SPA							10	2'08.492	31.742	31.948	30.624	34.178	144.0
Runs=3 Total laps=14 Full laps=9							11	2'00.679	26.381	31.192	29.423	33.683	286.4
1	2'47.274	30.655	31.803	30.468	39.299	157.8	12	2'00.971	26.338	31.381	29.506	33.746	289.5
2	2'01.587	26.287	31.571	29.538	34.191	287.2	13	2'03.419	26.235	33.173	30.071	33.940	288.0
3	2'06.041	26.330	35.934	29.597	34.180	283.4	14	2'00.752	26.274	31.273	29.459	33.746	290.3
4	2'01.094	26.326	31.297	29.387	34.084	284.2							
5	2'01.079	26.145	31.405	29.616	33.913	284.2							
6	2'05.983	P 27.086	33.495	32.404	32.998	284.9							
7	2'06.173	31.021	31.573	29.632	33.947	146.1							
8	2'01.431	26.491	31.462	29.599	33.879	282.7							
9	2'01.306	26.303	31.470	29.592	33.941	283.4							
10	2'05.525	P 26.446	32.816	31.671	34.592	284.2							
11	2'04.797	30.231	31.184	29.605	33.777	161.4							
12	2'00.559	26.297	31.122	29.385	33.755	284.9							
13	2'00.335	26.237	31.203	29.330	33.565	288.7							
14	2'00.774	26.424	31.202	29.368	33.780	290.3							
4th 13 Celestino VIETTI SKY Racing Team VR ITA							10	2'02.078	P 29.110	32.492	30.589	29.887	288.7
Runs=2 Total laps=14 Full laps=10							11	2'06.682	31.184	31.899	29.699	33.900	162.8
1	3'08.977	32.935	33.905	30.479	34.557	153.1	12	2'00.683	26.510	31.118	29.377	33.678	288.7
2	2'02.151	* 26.60*	31.766*	29.772	34.009	288.7	13	2'00.722	26.325	31.209	29.376	33.812	291.8
3	2'01.690	26.612	31.361	29.682	34.035	287.2	14	2'00.978	26.373	31.249	29.530	33.826	291.8
4	2'02.046	26.696	31.222	29.365	34.763	287.2							
5	2'01.091	26.323	31.330	29.592	33.846	289.5							
6	2'01.259	26.439	31.483	29.429	33.908	289.5							
7	2'00.962	26.412	31.197	29.462	33.891	287.2							
8	2'01.189	26.423	31.327	29.537	33.902	288.7							
9	2'01.054	26.416	31.167	29.573	33.898	288.7							
2nd 16 Joe ROBERTS Italtrans Racing Team USA							10	2'02.078	P 29.110	32.492	30.589	29.887	288.7
Runs=2 Total laps=15 Full laps=9							11	2'06.682	31.184	31.899	29.699	33.900	162.8
1	3'41.779	31.432	32.455	30.327	34.672	151.4	12	2'00.683	26.510	31.118	29.377	33.678	288.7
2	2'02.989	* 26.67*	31.848*	30.073	34.389	283.4	13	2'00.722	26.325	31.209	29.376	33.812	291.8
3	2'01.681	26.564	31.323	29.611	34.183	281.9	14	2'00.978	26.373	31.249	29.530	33.826	291.8
4	2'01.391	26.397	31.377	29.693	33.924	281.9							
5	2'01.039	26.317	31.200	29.592	33.930	281.9							
6	2'00.970	26.334	31.211	29.548	33.877	281.2							
7	2'00.890	26.272	31.262	29.487	33.869	281.2							
8	1'59.200	P 26.287	31.278	29.628	32.007	282.7							
9	2'11.926	32.919	33.413	30.710	34.884	137.5							
10	2'02.098	* 26.70*	31.722	29.658	34.015*	280.5							
11	2'00.626	26.323	31.290	29.321	33.692	286.4							
12	2'00.905	26.298	31.375	29.478	33.754	292.6							
13	2'00.830	26.246	31.350	29.459	33.775	289.5							
14	2'01.469	26.449	31.378	29.668	33.974	285.7							
15	2'01.108	* 26.295	31.398	29.513	33.902*	285.7							
3rd 21 Fabio DI GIANNANT Federal Oil Gresini M ITA							10	2'02.078	P 29.110	32.492	30.589	29.887	288.7
Runs=2 Total laps=14 Full laps=8							11	2'06.682	31.184	31.899	29.699	33.900	162.8
1	3'09.651	30.924	33.596	30.483	35.124	164.6	12	2'00.683	26.510	31.118	29.377	33.678	288.7
2	2'02.620	* 26.60*	31.940*	29.986	34.092	291.1	13	2'00.722	26.325	31.209	29.376	33.812	291.8
3	2'01.294	26.452	31.423	29.459	33.960	288.7	14	2'00.978	26.373	31.249	29.530	33.826	291.8
4	2'01.118	26.395	31.297	29.431	33.995	287.2							
5	2'00.841	* 26.245	31.296	29.452	33.848*	285.7							
6	2'01.068	26.334	31.349	29.499	33.886	285.7							
7	2'00.875	* 26.348	31.208	29.444	33.875*	283.4							
8	2'00.911	26.269	31.200	29.536	33.906	284.9							
9	2'06.630	P 30.570	33.098	31.262	31.700	286.4							
5th 22 Sam LOWES Elf Marc VDS Racing GBR							10	2'02.078	P 29.110	32.492	30.589	29.887	288.7
Runs=2 Total laps=15 Full laps=9							11	2'06.682	31.184	31.899	29.699	33.900	162.8
1	3'02.377	31.327	32.651	30.079	34.088	156.0	12	2'00.683	26.510	31.118	29.377	33.678	288.7
2	2'00.880	* 26.23*	31.409*	29.524	33.711	288.7	13	2'00.722	26.325	31.209	29.376	33.812	291.8
3	2'01.116	26.248	31.495	29.480	33.893	286.4	14	2'00.978	26.373	31.249	29.530	33.826	291.8
4	2'00.709	26.197	31.191	29.357	33.964	286.4							
5	2'01.213	* 26.206	31.366	29.437	34.204*	286.4							
6	2'04.816	P 30.683	32.357	30.167	31.609	284.2							
7	2'10.622	33.630	32.510	30.110	34.372	151.8							
8	2'00.913	26.318	31.309	29.509	33.777	283.4							
9	2'00.877	26.350	31.300	29.416	33.811	286.4							
10	2'00.871	26.258	31.423	29.520	33.670	286.4							
11	2'07.608	* 31.78*	32.199	29.693	33.932	285.7							
12	2'01.182	26.443	31.357	29.565	33.817	286.4							
13	2'00.717	26.221	31.220	29.495	33.781	286.4							
14	2'00.699	26.257	31.180	29.502	33.760	288.7							
15	2'06.300	28.841	32.917	30.221	34.321	288.7							
6th 75 Albert ARENAS Inde Aspar Team SPA							10	2'02.078	P 29.110	32.492	30.589	29.887	288.7
Runs=2 Total laps=12 Full laps=8							11	2'06.682	31.184	31.899	29.699	33.900	162.8
1	3'07.550	33.183	32.807	30.449	35.393	143.4	12	2'00.683	26.510	31.118	29.377	33.678	288.7
2	2'05.084	* 27.98*	32.903*	29.984	34.210*	286.4	13	2'00.722	26.325	31.209	29.376	33.812	291.8
3	2'02.196	26.541	31.550	29.652	34.453	289.5	14	2'00.978	26.373	31.249	29.530	33.826	291.8

Fastest Lap: Aron CANET Inde Aspar Team SPA **2'00.335** 26.237 31.203 29.330 33.565

These data/results cannot be reproduced, stored and/or transmitted in whole or in part by any manner of electronic, mechanical, photocopying, recording, broadcasting or otherwise now known or herein after developed without the previous express consent by the copyright owner, except for reproduction in daily press and regular printed publications on sale to the public within 60 days of the event related to those data/results and always provided that copyright symbol appears together as follows below.
 © DORNA, 2021



Free Practice Nr. 3

Moto2

Lap	Lap Time	T1	T2	T3	T4	Speed	Lap	Lap Time	T1	T2	T3	T4	Speed	
4	2'02.097	26.595	31.512	29.901	34.089	290.3	10th 11	Nicolò BULEGA	Federal Oil Gresini M ITA					
5	2'00.927	26.401	31.264	29.515	33.747	287.2		Runs=2	Total laps=11	Full laps=7				
6	2'01.021	26.375	31.249	29.498	33.899	286.4	1	3'02.819	34.033	34.033	30.253	34.079	143.6	
7	2'03.521 P	27.148	32.567	30.588	33.218	283.4	2	2'01.467	*	26.50*	31.323*	29.602	34.035	290.3
8	2'11.885	32.560	34.142	30.351	34.832	142.1	3	2'01.012	26.431	31.170	29.527	33.884	285.7	
9	2'01.101	26.407	31.202	29.649	33.843	286.4	4	2'01.361	26.320	31.344	29.748	33.949	286.4	
10	2'03.927	26.255	34.151	29.720	33.801	290.3	5	2'01.311	26.387	31.310	29.631	33.983	286.4	
11	2'00.708	26.422	31.155	29.420	33.711	288.0	6	2'04.650 P	28.471	33.392	30.109	32.678	285.7	
12	2'00.853	26.310	31.209	29.516	33.818	287.2	7	2'09.155	32.944	32.090	29.993	34.128	156.7	
7th 23	Marcel SCHROTTE	Liqui Moly Intact GP GER					8	2'02.451	26.683	32.092	29.780	33.896	284.2	
	Runs=2	Total laps=11	Full laps=6			9	2'01.823	26.771	31.440	29.750	33.862	288.0		
1	4'18.845	30.548	32.178	30.666	36.584	158.8	10	2'01.659	26.642	31.427	29.653	33.937	288.7	
2	2'04.855	26.791	32.696	31.316	34.052	289.5	11	2'12.303	28.361	32.218	36.315	35.409	288.0	
3	2'00.558	* 26.235	31.027	29.452	33.844*	287.2	11th 37	Augusto FERNAND	Elf Marc VDS Racing SPA					
4	2'00.927	26.217	31.337	29.649	33.724	287.2		Runs=2	Total laps=17	Full laps=13				
5	2'00.757	26.262	31.168	29.517	33.810	284.9	1	2'30.054	31.141	32.055	30.670	35.936	166.6	
6	2'00.803	26.420	31.174	29.532	33.677	285.7	2	2'01.471	26.385	31.748	29.545	33.793	291.8	
7	2'01.281	26.378	31.378	29.673	33.852	284.9	3	2'01.476	26.330	31.531	29.636	33.979	287.2	
8	2'01.472	P 27.802	32.110	31.552	30.008	282.7	4	2'01.356	26.381	31.445	29.553	33.977	286.4	
9	2'08.019	32.495	31.693	29.761	34.070	131.7	5	2'01.025	26.163	31.348	29.561	33.953	286.4	
10	2'01.289	26.352	31.304	29.702	33.931	290.3	6	2'05.328	26.198	31.396	33.600	34.134	286.4	
11	2'01.410	* 26.292	31.417*	29.782	33.919	290.3	7	2'02.111	26.694	31.641	29.780	33.996	286.4	
8th 87	Remy GARDNER	Red Bull KTM Ajo AUS					8	2'01.035	26.220	31.368	29.625	33.822	287.2	
	Runs=2	Total laps=13	Full laps=7			9	2'01.111	26.195	31.343	29.646	33.927	286.4		
1	2'16.801	31.610	32.460	31.286	34.375	149.7	10	2'03.400	27.757	31.834	29.861	33.948	288.0	
2	2'01.298	26.465	31.405	29.640	33.788	283.4	11	2'01.105	* 26.269	31.355	29.634	33.847*	288.0	
3	2'04.059	27.454	33.019	29.828	33.758	284.9	12	2'01.923	P 28.414	32.570	30.149	30.790	288.0	
4	2'00.925	26.324	31.417	29.368	33.816	283.4	13	2'06.572	30.398	32.211	29.954	34.009	166.4	
5	2'00.766	26.300	31.274	29.443	33.749	283.4	14	2'01.661	26.365	31.715	29.746	33.835	288.7	
6	2'01.331	* 26.326	31.369	29.478	34.158*	282.7	15	2'01.017	26.193	31.344	29.737	33.743	289.5	
7	2'00.962	26.425	31.320	29.481	33.736	281.9	16	2'01.349	26.217	31.532	29.718	33.882	291.8	
8	2'05.311	* 29.739	31.770	29.805	33.997*	283.4	17	2'01.213	26.242	31.444	29.686	33.841	290.3	
9	2'02.582	P 26.404	31.251	29.526	35.401	285.7	12th 9	Jorge NAVARRO	MB Conveyors Speed SPA					
10	2'16.179	37.365	32.607	30.445	35.762	153.6		Runs=2	Total laps=14	Full laps=11				
11	2'02.040	26.832	31.496	29.703	34.009	287.2	1	2'43.845	32.786	34.155	31.363	37.235	152.3	
12	2'01.061	26.589	31.257	29.452	33.763	288.7	2	2'07.412	29.354	33.512	30.183	34.363	283.4	
13	2'06.470	* 26.473	34.691*	31.024	34.282	287.2	3	2'02.183	26.860	31.603	29.730	33.990	284.9	
9th 72	Marco BEZZECCHI	SKY Racing Team VR ITA					4	2'01.699	26.598	31.448	29.576	34.077	283.4	
	Runs=3	Total laps=14	Full laps=8			5	2'01.548	26.426	31.384	29.708	34.030	284.9		
1	3'09.364	33.243	33.725	30.608	35.054	160.4	6	2'01.308	26.449	31.374	29.504	33.981	284.2	
2	2'02.336	* 26.55*	32.094*	29.746	33.946	293.4	7	2'01.245	26.456	31.348	29.605	33.836	283.4	
3	2'01.215	26.226	31.549	29.542	33.898	288.7	8	2'04.808	P 26.420	33.749	32.729	31.910	282.7	
4	2'00.882	26.360	31.155	29.561	33.806	293.4	9	2'13.540	32.368	36.019	30.450	34.703	147.3	
5	2'00.836	26.204	31.300	29.565	33.767	285.7	10	2'01.435	26.577	31.347	29.683	33.828	282.7	
6	2'01.731	P 26.275	33.429	29.887	32.140	284.9	11	2'01.393	26.514	31.371	29.681	33.827	288.0	
7	2'09.005	32.348	32.418	29.945	34.294	120.0	12	2'01.825	26.444	31.797	29.681	33.903	286.4	
8	2'01.660	26.454	31.390	29.668	34.148	280.5	13	2'01.280	26.383	31.408	29.577	33.912	288.0	
9	2'00.990	26.283	31.370	29.629	33.708	282.7	14	2'01.076	26.389	31.356	29.541	33.790	288.0	
10	2'00.068	P 27.460	32.307	30.036	30.265	284.9	13th 19	Lorenzo DALLA PO	Italtrans Racing Team ITA					
11	2'06.997	30.995	32.161	29.832	34.009	148.7		Runs=2	Total laps=16	Full laps=12				
12	2'00.842	26.412	31.360	29.480	33.590	284.9	1	2'46.551	30.867	32.277	30.190	34.177	168.7	
13	2'00.935	26.159	31.447	29.525	33.804	288.0	2	2'02.710	26.953	32.064	29.596	34.097	288.0	
14	2'01.076	26.137	31.317	29.691	33.931	288.7	3	2'02.423	26.635	32.016	29.707	34.065	288.0	

Fastest Lap: Aron CANET Inde Aspar Team SPA **2'00.335** 26.237 31.203 29.330 33.565

These data/results cannot be reproduced, stored and/or transmitted in whole or in part by any manner of electronic, mechanical, photocopying, recording, broadcasting or otherwise now known or herein after developed without the previous express consent by the copyright owner, except for reproduction in daily press and regular printed publications on sale to the public within 60 days of the event related to those data/results and always provided that copyright symbol appears together as follows below.
© DORNA, 2021

Free Practice Nr. 3

Moto2

Lap	Lap Time	T1	T2	T3	T4	Speed	Lap	Lap Time	T1	T2	T3	T4	Speed
4	2'01.903	26.666	31.612	29.556	34.069	284.2	10	2'02.270	26.351	31.452	30.469	33.998	290.3
5	2'02.146	26.627	31.625	29.745	34.149	285.7	11	2'05.136 *	26.340	34.327*	30.258	34.211	292.6
6	2'01.469	26.487	31.477	29.533	33.972	283.4	17th 62 Stefano MANZI Flexbox HP40 ITA						
7	2'00.399 P	27.654	31.535	29.667	31.543	284.2	Runs=3 Total laps=13 Full laps=4						
8	2'08.511	32.198	32.168	30.032	34.113	138.9	1	3'02.329	32.792	32.724	30.181	34.270	144.5
9	2'02.368	26.977	31.623	29.728	34.040	282.7	2	2'04.039 *	28.02*	31.980*	29.844	34.193	288.7
10	2'01.324	26.482	31.417	29.655	33.770	285.7	3	2'02.159 P	27.893	32.396	30.380	31.490	287.2
11	2'02.312 *	27.26*	31.524	29.609	33.917	284.9	4	2'08.154	32.185	31.942	29.878	34.149	128.2
12	2'01.117	26.530	31.343	29.532	33.712	286.4	5	2'00.925 P	26.550	31.797	29.849	32.729	284.9
13	2'05.890	26.838	34.377	29.786	34.889	288.0	6	2'10.325	32.713	32.536	30.656	34.420	129.4
14	2'01.124	26.443	31.451	29.525	33.705	291.1	7	2'02.778 *	26.435	31.515	29.679	35.149*	285.7
15	2'04.514	26.526	31.619	32.149	34.220	288.7	8	2'12.575 *	28.13*	40.141	30.221	34.082	283.4
16	2'07.406	32.038	31.770	29.710	33.888	289.5	9	2'01.504	26.441	31.560	29.638	33.865	287.2
14th 97 Xavi VIERGE Petronas Sprinta Raci SPA							10	2'01.513	26.310	31.591	29.718	33.894	288.0
Runs=2 Total laps=13 Full laps=8							11	2'07.966 *	26.34*	36.370	30.162	35.091	288.7
1	3'17.048	30.822	32.229	30.196	34.078	162.4	12	2'01.431	26.454	31.612	29.505	33.860	289.5
2	2'02.191 *	26.55*	31.706*	29.801	34.126	286.4	13	2'01.508	26.332	31.573	29.697	33.906	292.6
3	2'01.858	26.526	31.629	29.666	34.037	284.9	18th 42 Marcos RAMIREZ American Racing SPA						
4	2'02.212	26.712	31.588	29.765	34.147	285.7	Runs=3 Total laps=14 Full laps=9						
5	2'02.083	26.601	31.610	29.843	34.029	285.7	1	2'47.606	31.995	37.644	30.670	38.028	158.8
6	2'02.284	26.584	31.637	29.684	34.379	285.7	2	2'02.114	26.501	31.770	29.688	34.155	293.4
7	2'07.218 P	26.529	34.365	32.865	33.459	283.4	3	2'05.757	26.722	35.033	29.815	34.187	290.3
8	2'09.864	32.590	32.605	30.297	34.372	129.4	4	2'02.062	26.579	31.532	29.774	34.177	289.5
9	2'04.137 *	27.30*	31.985	30.835	34.016	283.4	5	2'01.841	26.397	31.587	29.723	34.134	288.0
10	2'01.152	26.373	31.458	29.612	33.709	286.4	6	2'09.636 P	29.755	33.744	30.941	35.196	284.9
11	2'02.222	26.371	31.538	30.241	34.072	287.2	7	2'08.477	31.637	32.218	30.218	34.404	124.7
12	2'01.490	26.452	31.499	29.697	33.842	290.3	8	2'05.996	26.585	31.599	29.870	37.942	286.4
13	2'01.673	26.548	31.535	29.648	33.942	288.0	9	2'01.498	26.523	31.422	29.705	33.848	290.3
15th 14 Tony ARBOLINO Liqui Moly Intact GP ITA							10	2'03.594 P	27.810	33.011	30.506	32.267	289.5
Runs=2 Total laps=12 Full laps=5							11	2'11.147	33.307	33.872	29.920	34.048	160.2
1	4'15.595	31.959	33.093	30.222	34.238	151.4	12	2'02.001	26.618	31.456	29.941	33.986	288.7
2	2'01.592 *	26.422	31.643	29.653	33.874*	288.0	13	2'06.672	30.202	32.565	29.841	34.064	290.3
3	2'01.156	26.185	31.262	29.636	34.073	286.4	14	2'47.763	26.397	l'14.435	32.147	34.784	291.8
4	2'01.376	26.244	31.496	29.731	33.905	286.4	19th 5 Yari MONTELLA MB Conveyors Speed ITA						
5	2'06.810 *	28.262	34.801	29.699	34.048*	284.9	Runs=2 Total laps=15 Full laps=11						
6	2'01.407	26.516	31.424	29.523	33.944	286.4	1	2'29.671	32.089	31.828	32.746	34.077	143.4
7	2'01.878 *	26.397	31.470	29.996	34.015*	287.2	2	2'04.455	26.496	34.345	29.624	33.990	288.0
8	2'00.774 P	28.837	31.715	29.909	30.313	284.9	3	2'01.557	26.454	31.560	29.647	33.896	285.7
9	2'08.754	31.815	32.498	30.217	34.224	149.1	4	2'01.538	26.455	31.400	29.587	34.096	283.4
10	2'02.520 *	27.031	31.589	29.875	34.025*	287.2	5	2'01.509	26.403	31.451	29.682	33.973	284.2
11	2'01.942	26.510	31.422	29.888	34.122	289.5	6	2'04.056	28.115	32.075	29.742	34.124	283.4
12	2'02.048	26.516	31.549	29.923	34.060	289.5	7	2'02.026	26.517	31.464	29.611	34.434	282.7
16th 25 Raul FERNANDEZ Red Bull KTM Ajo SPA							8	2'02.215	26.567	31.446	29.830	34.372	282.7
Runs=2 Total laps=11 Full laps=4							9	1'59.897 P	26.580	31.583	29.856	31.878	282.7
1	3'10.793	31.909	32.396	30.321	34.755	158.1	10	2'14.973	32.593	32.066	30.109	40.205	148.3
2	2'02.545 *	26.77*	32.067*	29.764	33.940	291.8	11	2'01.564	26.535	31.430	29.677	33.922	285.7
3	2'01.334	26.388	31.392	29.505	34.049	293.4	12	2'02.215	27.085	31.512	29.584	34.034	288.7
4	2'01.189	26.326	31.250	29.521	34.092	290.3	13	2'02.803	26.517	32.062	29.720	34.504	290.3
5	2'04.782	28.529	32.144	29.890	34.219	290.3	14	2'04.144 *	26.677	33.804	29.703	33.960*	286.4
6	2'01.484 *	26.433	31.492	29.459	34.100*	289.5	15	2'01.656	26.531	31.494	29.653	33.978	288.7
7	2'02.149 P	27.290	32.439	30.417	32.003	287.2							
8	2'12.853	35.515	32.192	30.586	34.560	109.6							
9	2'01.785 *	26.42*	31.599	29.722	34.042*	288.0							

Fastest Lap: Aron CANET Inde Aspar Team SPA 2'00.335 26.237 31.203 29.330 33.565

These data/results cannot be reproduced, stored and/or transmitted in whole or in part by any manner of electronic, mechanical, photocopying, recording, broadcasting or otherwise now known or herein after developed without the previous express consent by the copyright owner, except for reproduction in daily press and regular printed publications on sale to the public within 60 days of the event related to those data/results and always provided that copyright symbol appears together as follows below.
© DORNA, 2021

Free Practice Nr. 3

Moto2

Lap	Lap Time	T1	T2	T3	T4	Speed	Lap	Lap Time	T1	T2	T3	T4	Speed	
20th	96	Jake DIXON Petronas Sprinta Raci GBR						24th	64	Bo BENDSNEYDER Pertamina Mandalika NED				
		Runs=2	Total laps=10	Full laps=7					Runs=3	Total laps=9	Full laps=3			
1	2'44.580	31.902	32.340	30.254	34.230	158.8	1	2'29.205	30.949	31.779	32.663	34.477	157.8	
2	22'38.832 P	26.422				288.7	2	20'09.583 P					287.2	
3	2'19.406	39.882	34.161	30.851	34.512	108.7	3	2'12.465	36.097	32.277	30.022	34.069	86.5	
4	2'02.581	26.682	31.731	29.971	34.197	284.2	4	2'02.238	26.920	31.711	29.717	33.890	283.4	
5	2'02.034	26.608	31.604	29.752	34.070	284.2	5	2'01.696	26.484	31.464	29.646	34.102	284.2	
6	2'04.230	26.657	31.421	30.783	35.369	284.2	6	2'04.381 *	27.96 *	32.606	29.857	33.957	283.4	
7	2'01.781	26.557	31.453	29.754	34.017	284.9	7	2'01.849	26.576	31.517	29.822	33.934	283.4	
8	2'01.626	26.421	31.558	29.690	33.957	288.0	8	2'03.264 P	26.616	32.292	31.754	32.602	284.2	
9	2'01.698	26.532	31.447	29.770	33.949	286.4	9	2'13.631 *	33.218	33.921 *	31.244	35.248	138.8	
10	2'01.534	26.413	31.403	29.825	33.893	287.2								
21st	12	Thomas LUTHI Pertamina Mandalika SWI						25th	70	Barry BALTUS NTS RW Racing GP BEL				
		Runs=2	Total laps=13	Full laps=8					Runs=1	Total laps=7	Full laps=4			
1	2'56.103	31.847	32.956	30.624	34.156	155.8	1	2'29.180	31.473	32.426	30.267	34.663	161.6	
2	2'02.283 *	26.33 *	31.520 *	29.872	34.557	286.4	2	2'02.314	26.854	31.597	29.825	34.038	280.5	
3	2'02.184	26.428	31.706	29.949	34.101	284.9	3	2'01.771	26.631	31.477	29.556	34.107	280.5	
4	2'01.792	26.393	31.350	29.872	34.177	284.9	4	2'02.015 *	26.541	31.445	29.434	34.595 *	283.4	
5	2'01.889 *	26.314	31.465	29.899	34.211 *	284.9	5	2'02.136	26.625	31.454	29.859	34.198	281.9	
6	2'01.558	26.377	31.454	29.670	34.057	284.2	6	2'02.269	26.660	31.655	29.780	34.174	281.2	
7	2'01.766	26.340	31.447	29.776	34.203	284.9	7	2'00.146 P	26.758	32.848	29.842	30.698	279.7	
8	2'01.274 P	26.369	32.519	31.010	31.376	281.9								
9	2'11.561	32.715	34.052	30.497	34.297	141.9								
10	2'01.988	26.600	31.507	29.956	33.925	284.9								
11	2'05.665	26.366	35.143	30.225	33.931	287.2								
12	2'05.667	29.484	32.070	30.087	34.026	289.5								
13	2'01.746	26.350	31.472	29.830	34.094	288.0								
22nd	24	Simone CORSI MV Agusta Forward R ITA						26th	6	Cameron BEAUBIE American Racing USA				
		Runs=1	Total laps=7	Full laps=5					Runs=2	Total laps=16	Full laps=11			
1	2'34.820	31.247	33.256	30.793	34.425	160.9	1	2'45.308	31.941	32.134	30.262	34.407	143.2	
2	2'02.596	26.893	31.662	29.980	34.061	282.7	2	2'03.664	27.323	31.916	30.035	34.390	291.8	
3	2'01.895	26.442	31.509	29.866	34.078	282.7	3	2'07.060	26.484	35.221	30.921	34.434	288.7	
4	2'01.568	26.422	31.342	29.717	34.087	281.9	4	2'02.557	26.541	31.861	29.758	34.397	288.7	
5	2'03.763	26.714	31.801	30.518	34.730	284.2	5	2'01.954	26.449	31.794	29.783	33.928	289.5	
6	2'01.766	26.527	31.402	29.721	34.116	281.9	6	2'02.082	26.461	31.691	29.869	34.061	288.0	
	PIT	27.683	32.247	30.590	32.557	281.2	7	2'05.203	26.961	32.618	30.259	35.365	285.7	
							8	2'01.870	26.483	31.548	29.916	33.923	288.0	
							9	2'01.911	26.455	31.601	29.833	34.022	287.2	
							10	2'06.262 P	29.744	32.679	30.579	33.260	287.2	
							11	2'16.094	32.632	32.492	30.419	40.551	142.4	
							12	2'11.785 *	28.32 *	38.164	31.080	34.221	284.9	
							13	2'08.958	26.664	31.625	30.548	40.121	286.4	
							14	2'01.867	26.650	31.562	29.781	33.874	291.1	
							15	2'03.794	28.637	31.488	29.797	33.872	293.4	
							16	2'01.428 *	26.360	31.569 *	29.634	33.865	292.6	
23rd	79	Ai OGURA IDEMITSU Honda Te JPN						27th	40	Hector GARZO Flexbox HP40 SPA				
		Runs=2	Total laps=15	Full laps=10					Runs=2	Total laps=11	Full laps=8			
1	3'07.955	34.066	33.469	30.728	34.873	139.7	1	2'43.162 *	31.095	32.255	30.481	34.764 *	160.4	
2	2'04.405 *	27.44 *	32.461 *	30.176	34.322	288.0	2	2'08.649	26.377	31.486	30.020	40.766	286.4	
3	2'02.715	26.697	31.844	30.094	34.080	287.2	3	2'02.139	26.495	31.686	29.858	34.100	287.2	
4	2'02.084	26.608	31.541	29.859	34.076	291.1	4	2'05.091	26.378	31.405	29.637	37.671	286.4	
5	2'01.581	26.498	31.432	29.770	33.881	290.3	5	2'02.670	26.413	32.184	29.822	34.251	286.4	
6	2'02.718	26.568	31.465	30.340	34.345	288.0	6	2'02.191	26.534	31.631	29.736	34.290	284.9	
7	2'03.364 P	26.790	31.723	30.095	34.756	283.4	7	2'03.284 P	27.116	33.216	29.938	33.014	280.5	
8	2'13.576	34.718	33.072	31.132	34.654	115.7	8	2'09.080	32.016	32.473	30.371	34.220	159.5	
9	2'02.505	26.728	31.694	29.962	34.121	286.4	9	2'02.442	26.506	31.664	30.064	34.208	285.7	
10	2'04.493 *	28.36 *	32.033	30.090	34.008	282.7	10	2'19.078	28.461	35.154	35.280	40.183	286.4	
11	2'01.974	26.465	31.620	29.887	34.002	284.9	11	2'10.363	26.630	32.399		288.0		
12	2'02.137	26.560	31.674	29.925	33.978	286.4								
13	2'02.160	26.501	31.596	29.989	34.074	285.7								
14	2'04.444	28.167	31.878	30.114	34.285	285.7								
15	2'02.619	26.783	31.745	30.025	34.066	285.7								

Fastest Lap: Aron CANET Inde Aspar Team SPA **2'00.335** 26.237 31.203 29.330 33.565

These data/results cannot be reproduced, stored and/or transmitted in whole or in part by any manner of electronic, mechanical, photocopying, recording, broadcasting or otherwise now known or herein after developed without the previous express consent by the copyright owner, except for reproduction in daily press and regular printed publications on sale to the public within 60 days of the event related to those data/results and always provided that copyright symbol appears together as follows below.
© DORNA, 2021

Official MotoGP Timing by TISSOT
www.motogp.com

Doha, Saturday, March 27, 2021

Page 4 of 5



Free Practice Nr. 3

Moto2

Lap	Lap Time	T1	T2	T3	T4	Speed	Lap	Lap Time	T1	T2	T3	T4	Speed
28th	7	Lorenzo BALDA		MV Agusta Forward R		ITA							
		Runs=3	Total laps=14	Full laps=7									
1	2'36.067 *	30.992	34.890	31.499	34.660*	167.4							
2	2'02.667	26.642	31.948	29.712	34.365	280.5							
3	2'02.244 *	<u>26.487</u>	31.779	29.753	34.225*	281.2							
4	2'04.977 P	26.558	34.014	31.402	33.003	279.7							
5	2'07.437 *	31.842	31.629	29.727	34.239*	144.9							
6	2'02.430	26.692	31.579	29.866	34.293	278.3							
7	2'02.320	26.583	31.578	29.917	34.242	279.0							
8	2'02.259	26.603	31.621	29.976	34.059	279.0							
9	2'02.604 P	26.829	33.292	30.732	31.751	279.7							
10	2'13.194	33.534	32.709	30.623	36.328	153.1							
11	2'04.251	27.293	<u>31.457</u>	30.314	35.187	265.3							
12	2'02.529	27.176	31.493	<u>29.701</u>	34.159	266.6							
13	2'06.080	28.704	33.586	29.762	<u>34.028</u>	<u>284.9</u>							
	PIT	26.516	31.563	30.022	32.555	284.2							

29th	35	Somkiat CHANTRA		IDEMITSU Honda Te		THA							
		Runs=2	Total laps=16	Full laps=11									
1	2'42.241	30.842	33.114	30.870	34.409	161.6							
2	2'02.695	26.598	31.970	29.953	34.174	287.2							
3	2'04.379	<u>26.536</u>	32.880	30.737	34.226	286.4							
4	2'03.291	26.797	31.947	30.103	34.444	285.7							
5	2'13.866	30.481	35.160	30.418	37.807	284.9							
6	2'04.212	26.932	32.474	30.247	34.559	<u>290.3</u>							
7	2'03.304	26.846	31.885	30.147	34.426	283.4							
8	2'02.960 *	26.67 *	31.926	30.131	34.232*	288.7							
9	2'02.516	26.619	<u>31.715</u>	30.133	34.049	286.4							
10	2'07.338 P	28.890	33.236	31.298	33.914	286.4							
11	2'10.774	32.294	32.920	31.302	34.258	148.1							
12	2'02.708	26.896	31.749	30.042	<u>34.021</u>	287.2							
13	2'02.886 *	27.040	31.839	<u>29.894</u>	34.113*	288.0							
14	2'03.324	26.671	32.260	30.236	34.157	290.3							
15	2'02.896	26.715	31.932	30.055	34.194	289.5							
16	2'02.496	26.693	31.757	30.018	34.028	288.0							

30th	55	Hafizh SYAHRIN		NTS RW Racing GP		MAL							
		Runs=2	Total laps=14	Full laps=8									
1	2'30.683	34.822	32.779	30.782	34.619	154.7							
2	2'03.432	26.968	31.990	30.110	34.364	<u>287.2</u>							
3	2'03.080	26.985	31.868	29.979	<u>34.248</u>	281.9							
4	2'03.191	26.867	31.887	29.957	34.480	281.9							
5	2'03.036	<u>26.705</u>	31.808	30.090	34.433	280.5							
6	2'02.969	26.826	31.858	29.985	34.300	279.7							
7	2'18.278 P	34.029	36.728	32.287	35.234	279.0							
8	2'15.581	34.155	35.007	31.803	34.616	135.1							
9	2'03.173 *	26.883	31.791	30.066	34.433	282.7							
10	2'14.537 *	29.77*	37.159	33.204	34.399	281.2							
11	2'03.353	27.053	31.829	30.109	34.362	284.9							
12	2'08.544	30.030	33.313	<u>29.945</u>	35.256	282.7							
13	2'02.700	26.758	<u>31.731</u>	29.960	34.251	286.4							
14	2'10.461 *	26.751	34.019*	33.763	35.928	285.7							

Fastest Lap: Aron CANET Inde Aspar Team SPA **2'00.335** 26.237 31.203 29.330 33.565

These data/results cannot be reproduced, stored and/or transmitted in whole or in part by any manner of electronic, mechanical, photocopying, recording, broadcasting or otherwise now known or herein after developed without the previous express consent by the copyright owner, except for reproduction in daily press and regular printed publications on sale to the public within 60 days of the event related to those data/results and always provided that copyright symbol appears together as follows below.
© DORNA, 2021

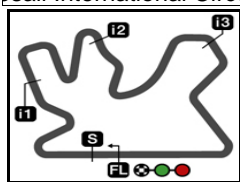
Official MotoGP Timing by TISSOT
www.motogp.com

Doha, Saturday, March 27, 2021

Page 5 of 5

motogp





5380 m.

BARWA GRAND PRIX OF QATAR

Free Practice Nr. 3

Best Partial Times

Moto2™

IT Ideal Lap Time, sum of the best partial times*BT* Best Lap Time

<i>T1</i>		<i>T2</i>		<i>T3</i>		<i>T4</i>				<i>IT</i>	<i>BT</i>	
Pos	Rider	Time	Rider	Time	Rider	Time	Rider	Time	Pos	Rider		
1	M.BEZZECCHI	26.137	M.SCHROTTER	31.027	J.ROBERTS	29.321	A.CANET	33.565	1	A.CANET	2'00.162	2'00.335 (1)
2	A.CANET	26.145	C.VIETTI	31.118	A.CANET	29.330	M.BEZZECCHI	33.590	2	M.BEZZECCHI	2'00.362	2'00.836 (9)
3	A.FERNANDEZ	26.163	A.CANET	31.122	S.LOWES	29.357	S.LOWES	33.670	3	M.SCHROTTE	2'00.373	2'00.757 (7)
4	T.ARBOLINO	26.185	M.BEZZECCHI	31.155	C.VIETTI	29.365	M.SCHROTTER	33.677	4	S.LOWES	2'00.404	2'00.699 (5)
5	S.LOWES	26.197	A.ARENAS	31.155	R.GARDNER	29.368	C.VIETTI	33.678	5	J.ROBERTS	2'00.459	2'00.626 (2)
6	M.SCHROTTER	26.217	N.BULEGA	31.170	A.ARENAS	29.420	F.DI GIANNANTO	33.683	6	C.VIETTI	2'00.484	2'00.683 (4)
7	F.DI GIANNANTO	26.235	S.LOWES	31.180	F.DI GIANNANTO	29.423	J.ROBERTS	33.692	7	F.DI GIANNAN	2'00.533	2'00.679 (3)
8	J.ROBERTS	26.246	F.DI GIANNANTO	31.192	B.BALTUS	29.434	L.DALLA PORTA	33.705	8	A.ARENAS	2'00.541	2'00.708 (6)
9	A.ARENAS	26.255	J.ROBERTS	31.200	M.SCHROTTER	29.452	X.VIERGE	33.709	9	R.GARDNER	2'00.655	2'00.766 (8)
10	R.GARDNER	26.300	R.FERNANDEZ	31.250	R.FERNANDEZ	29.459	A.ARENAS	33.711	10	A.FERNANDEZ	2'00.794	2'01.017 (11)
11	S.MANZI	26.310	R.GARDNER	31.251	M.BEZZECCHI	29.480	R.GARDNER	33.736	11	T.ARBOLINO	2'00.875	2'01.156 (15)
12	T.LUTHI	26.314	T.ARBOLINO	31.262	J.NAVARRO	29.504	A.FERNANDEZ	33.743	12	N.BULEGA	2'00.879	2'01.012 (10)
13	N.BULEGA	26.320	S.CORSI	31.342	S.MANZI	29.505	J.NAVARRO	33.790	13	R.FERNANDEZ	2'00.975	2'01.189 (16)
14	C.VIETTI	26.323	L.DALLA PORTA	31.343	T.ARBOLINO	29.523	M.RAMIREZ	33.848	14	L.DALLA POR	2'01.016	2'01.117 (13)
15	R.FERNANDEZ	26.326	A.FERNANDEZ	31.343	L.DALLA PORTA	29.525	S.MANZI	33.860	15	J.NAVARRO	2'01.024	2'01.076 (12)
16	C.BEAUBIER	26.360	J.NAVARRO	31.347	N.BULEGA	29.527	N.BULEGA	33.862	16	X.VIERGE	2'01.150	2'01.152 (14)
17	X.VIERGE	26.371	T.LUTHI	31.350	A.FERNANDEZ	29.545	C.BEAUBIER	33.865	17	S.MANZI	2'01.190	2'01.431 (17)
18	H.GARZO	26.377	Y.MONTELLA	31.400	Y.MONTELLA	29.584	A.OGURA	33.881	18	T.LUTHI	2'01.259	2'01.558 (21)
19	J.NAVARRO	26.383	J.DIXON	31.403	X.VIERGE	29.612	B.BENDSNEYDE	33.890	19	Y.MONTELLA	2'01.283	2'01.509 (19)
20	M.RAMIREZ	26.397	H.GARZO	31.405	C.BEAUBIER	29.634	J.DIXON	33.893	20	C.BEAUBIER	2'01.347	2'01.867 (26)
21	Y.MONTELLA	26.403	M.RAMIREZ	31.422	H.GARZO	29.637	Y.MONTELLA	33.896	21	M.RAMIREZ	2'01.355	2'01.498 (18)
22	J.DIXON	26.413	A.OGURA	31.432	B.BENDSNEYDE	29.646	T.ARBOLINO	33.905	22	J.DIXON	2'01.399	2'01.534 (20)
23	S.CORSI	26.422	B.BALTUS	31.445	T.LUTHI	29.670	T.LUTHI	33.925	23	B.BALTUS	2'01.458	2'01.771 (25)
24	L.DALLA PORTA	26.443	L.BALDASSARRI	31.457	M.RAMIREZ	29.688	R.FERNANDEZ	33.940	24	B.BENDSNEY	2'01.484	2'01.696 (24)

These data/results cannot be reproduced, stored and/or transmitted in whole or in part by any manner of electronic, mechanical, photocopying, recording, broadcasting or otherwise now known or herein after developed without the previous express consent by the copyright owner, except for reproduction in daily press and regular printed publications on sale to the public within 60 days of the event related to those data/results and always provided that copyright symbol appears together as follows below.

© DORNA, 2021

Official MotoGP Timing by TISSOT
www.motogp.com

moto2™





BARWA GRAND PRIX OF QATAR
Free Practice Nr. 3
Best Partial Times

IT Ideal Lap Time, sum of the best partial times

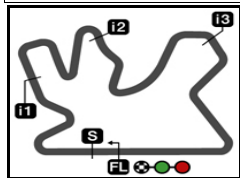
BT Best Lap Time

T1		T2		T3		T4				<i>IT</i>	<i>BT</i>	
<i>Pos</i>	<i>Rider</i>	<i>Time</i>	<i>Rider</i>	<i>Time</i>	<i>Rider</i>	<i>Time</i>	<i>Rider</i>	<i>Time</i>	<i>Pos</i>	<i>Rider</i>		
25	A.OGURA	26.465	X.VIERGE	31.458	J.DIXON	29.690	S.CHANTRA	34.021	25	H.GARZO	2'01.519	2'02.139 (27)
26	B.BENDSNEYDE	26.484	B.BENDSNEYDE	31.464	L.BALDASSARRI	29.701	L.BALDASSARRI	34.028	26	S.CORSI	2'01.542	2'01.568 (22)
27	L.BALDASSARRI	26.487	C.BEAUBIER	31.488	S.CORSI	29.717	B.BALTUS	34.038	27	A.OGURA	2'01.548	2'01.581 (23)
28	S.CHANTRA	26.536	S.MANZI	31.515	A.OGURA	29.770	S.CORSI	34.061	28	L.BALDASSAR	2'01.673	2'02.259 (28)
29	B.BALTUS	26.541	S.CHANTRA	31.715	S.CHANTRA	29.894	H.GARZO	34.100	29	S.CHANTRA	2'02.166	2'02.496 (29)
30	H.SYHRIN	26.705	H.SYHRIN	31.731	H.SYHRIN	29.945	H.SYHRIN	34.248	30	H.SYHRIN	2'02.629	2'02.700 (30)

These data/results cannot be reproduced, stored and/or transmitted in whole or in part by any manner of electronic, mechanical, photocopying, recording, broadcasting or otherwise now known or herein after developed without the previous express consent by the copyright owner, except for reproduction in daily press and regular printed publications on sale to the public within 60 days of the event related to those data/results and always provided that copyright symbol appears together as follows below.
 © DORNA, 2021

Official MotoGP Timing by **TISSOT**
 www.motogp.com






BARWA GRAND PRIX OF QATAR

Free Practice Nr. 3

Fastest Laps Sequence

5380 m.

<i>Practice Time</i>	 <i>Rider</i>	<i>Nation</i>	<i>Motorcycle</i>	<i>Time</i>	<i>Km/h</i>	<i>Rider's Lap</i>
4'18.099	87 Remy GARDNER	AUS	KALEX	2'01.298	159.6	2
7'04.373	22 Sam LOWES	GBR	KALEX	2'01.116	159.9	3
7'05.298	11 Nicolò BULEGA	ITA	KALEX	2'01.012	160.0	3
8'23.083	87 Remy GARDNER	AUS	KALEX	2'00.925	160.1	4
9'05.082	22 Sam LOWES	GBR	KALEX	2'00.709	160.4	4
33'20.756	16 Joe ROBERTS	USA	KALEX	2'00.626	160.5	11
36'22.285	44 Aron CANET	SPA	BOSCOSCURO	2'00.559	160.6	12
38'22.620	44 Aron CANET	SPA	BOSCOSCURO	2'00.335	160.9	13

These data/results cannot be reproduced, stored and/or transmitted in whole or in part by any manner of electronic, mechanical, photocopying, recording, broadcasting or otherwise now known or herein after developed without the previous express consent by the copyright owner, except for reproduction in daily press and regular printed publications on sale to the public within 60 days of the event related to those data/results and always provided that copyright symbol appears together as follows below.

© DORNA, 2021

Official MotoGP Timing by TISSOT
www.motogp.com

Doha, Saturday, March 27, 2021

